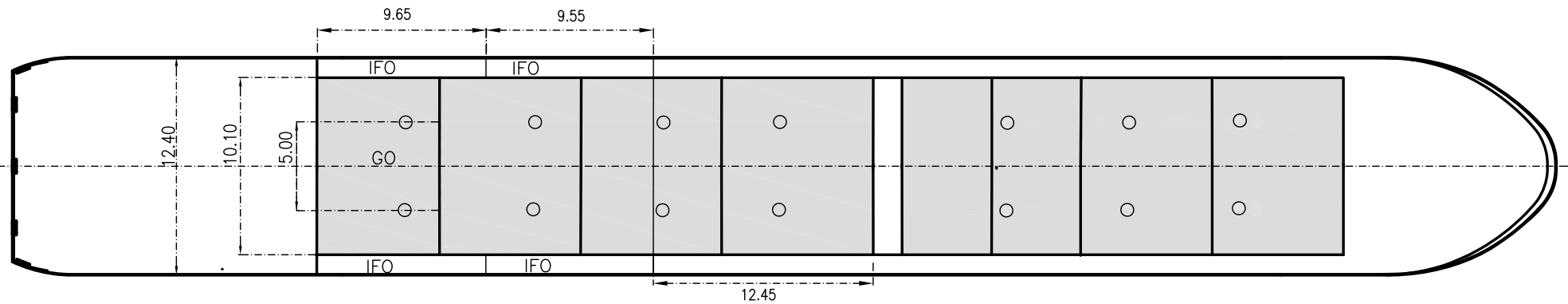
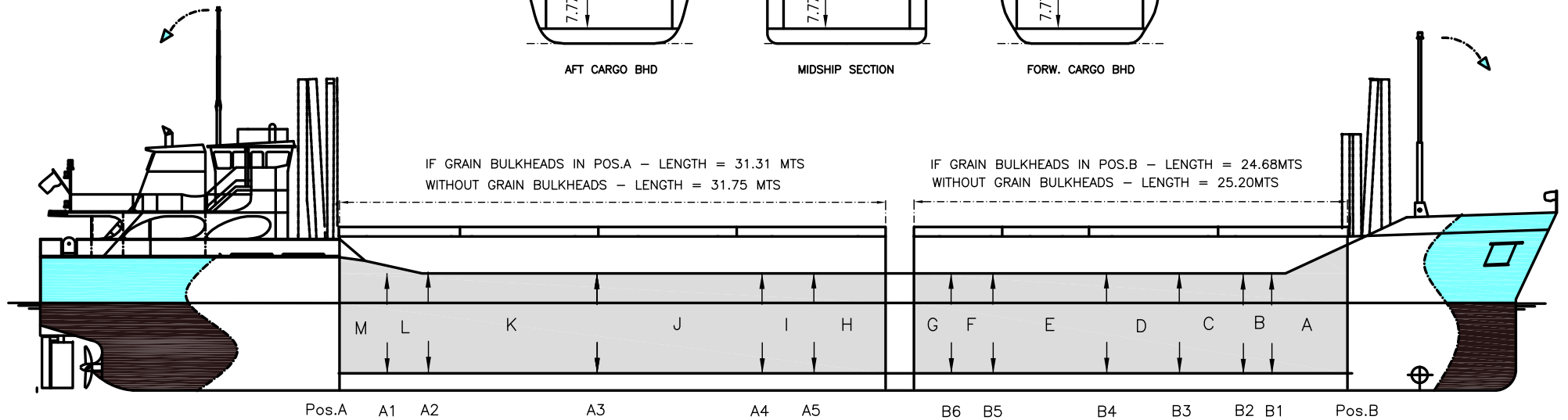
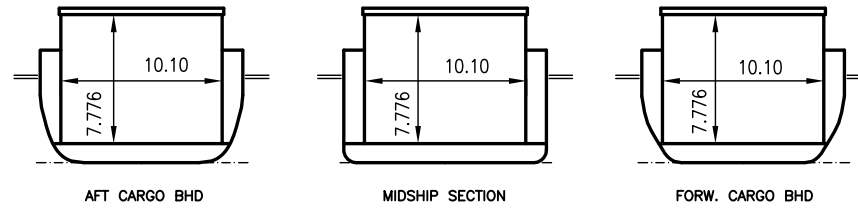


WILSON AMSTERDAM

DEADWEIGHT GROUP
3500 dwt





WILSON AMSTERDAM

Ex. Tanne Kankena
 DWT GROUP 3500
 IMO NO 9313735
 CALL SIGN V2E07
 BUILD 11/2009
 FLAG Antigua & Barbuda

If not otherwise specified :
 Dist/Dim in meters
 Weights in m.tons

All details given in good faith without guarantee

Builders	Slovenska Lodnice AS, Komarno Slovakia
Classification	GL / 100 A5 E G SOLAS II Req 19 DBC C2P40 MC E AUT
Length oa	88.25
Breadth mld	12.40
Depth mld	7.76
Draft summer	5.14
Deadweight summer draft	3603
Draft winter	5.03
Deadweight winter draft	3502
Gross tonnage	2451
Net tonnage	1033
Immersion(load draft) TPC	10.70
Mean draft of ship in heavy ballast	3.10
Distance from forward end of No.1 Hatch to aft end of last hatch	58.50
Hatch type	System TTS multifold crocodile
Container (TEU) capacity Hold / Deck	- / 20

Max permissible load on deck, mt/sqm	-
Max permissible load on tanktop, mt/sqm	15.00
Max air draft - 1	19.25
Max air draft - 2	-
Distance from keel to top antenna -1	20.70
Distance from keel to top antenna -2	15.15
Water ballast capacity	1 378.00
Fuel main engine - capa.(cbm)	170.00
Fuel aux engine - capa.(cbm)	44.00
Speed service, knots	10.30
Cargo gear	No
Bow thruster	130 kW Yes
Boxed	Yes
Double skin	Yes
Open hatch	Yes
Rhine fitted	No
Ammonium Nitrate fitted	Yes
FeSi fitted	Yes

Hatch details:

- a : Distance from waterline fully ballasted to top of hatch coamings
- b : Distance from waterline fully loaded to top of hatch coamings
- c : Distance from tank top to top of hatch coamings
- d : Max permissible loading on hatch covers
- e : Distance from ship's rail to inside hatch coamings
- f : Height of hatch coamings
- g : Hatch opening
- h : No. of Loadingholes on hatchcovers X diameter in mm

Remarks :

- Equipped for carriage of containers only on hatch 2 (20 TAU).
- Equipped for dangerous goods.
- 2 movable bulkheads in 9 different positions making 4 different compartements.
- Hatch opening (g) is excl. Bulkheads.
- Hold dimensions are incl. Bulkheads in parked positions.

Htch#	Bale							Grain				Hold dimensions	Compartment :		Communication :		Equipment	
	a	b	c	d	e	f	g	h	Hold#	cbm	cbft		cbm	cbft	#	cbm		Type
1	5.85	3.90	7.95	1.60	1.10	2.25	25.20 x 10.10	6 x 600mm	1	1962	69 292	1962	69 292	24.68 x 10.10 x 7.776	a	321	Telex 1	430 549 710
2	5.85	3.90	7.95	1.60	1.10	2.25	31.80 x 10.10	8 x 600mm	2	2479	87 542	2479	87 542	31.31 x 10.10 x 7.776	b	120	Telex 2	430 549 711
															c	239	Tlph 1	00 88 16 3183 5053
															d	334	Tlph 2	+49 151 12146 579
															e	500	Fax	
															f	168	Email	charterer.wilsonamsterdam@marinermail.net
															g	179		
															h	317		
															i	215		
															j	689		
															k	784		
															l	168		
															m	226		